



INFINITY CLASSIC 7800

Aluminum Carriage Style Garage Doors



Infinity Classic 7800

Model 300S in White with Clear Glass



Infinity Classic 7800

Formally marketed as Infinity Classic

VALUE



Door: Ltd Lifetime



Hardware: 5 yr



Springs: 3 yr

- **R-5.6**
- Extruded Aluminum
- 2" Section Thickness
- 7 Colors
- 98 Panel + Window Designs

Thermal Rating




Customizations



Low Maintenance



Luxury Level



Section Detail

SECTION DETAIL Infinity Classic panels are constructed using heavy duty commercial grade extruded aluminum stiles and rails. Framing members are mechanically fastened at joints creating an exceptionally high strength door frame. All doors are customizable with 66 panel and window combinations and include clear annealed glass.

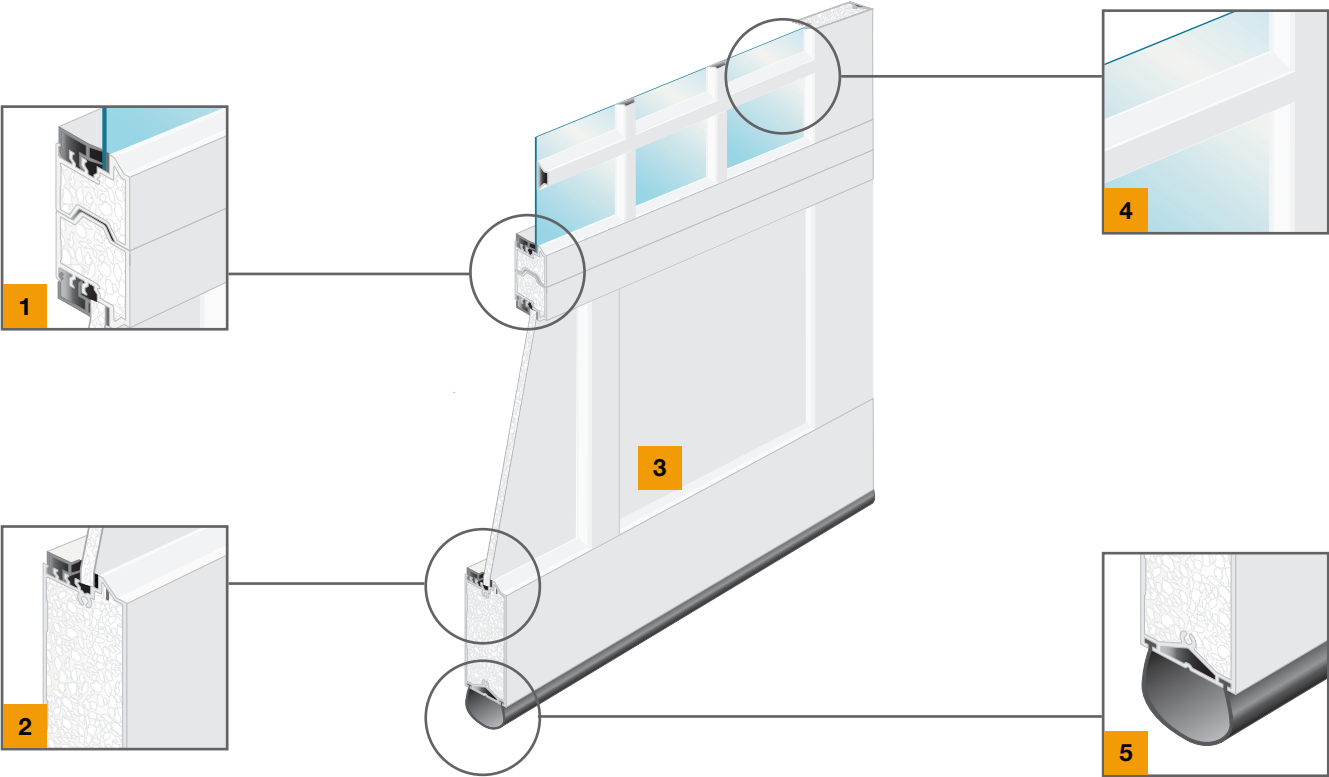
Left Facing Page Image: Model I300S in white polycron III with clear glass.

Bottom Left Image: Close-up of a white aluminum panel with smooth texture.

Infinity Classic 7800

Panel Features

The Industry Leader in Innovative Door Elegance, Durability, and Efficiency



Tongue & Groove Section Joints **1**

Precisely designed thermally broken section joints reduce air infiltration and create weather

Standard Insulation **2**

Framing members and aluminum panels have a polystyrene core insulation for thermal and acoustic

Aluminum Construction **3**

Commercial grade extruded aluminum frame and design overlays are mechanically fastened at joints.

Glazing Options **4**

1/8" clear tempered glass is standard and 1/2" insulated glass is optional with various glass pane design options. 1/4" white laminated glass is also an option.

Bottom Weather Seal **5**

Keeps out wind, rain, debris and other elements for added energy savings.

Infinity Classic 7800

Panel Design Options

Design I0

Model 008S VG / Mahogany wood grain finish shown.



- 1 I000S
- 2 I001S
- 3 I002S
- 4 I003S
- 5 I004S
- 6 I006S
- 7 I008S
- 8 I009S
- 9 I000A
- 10 I001A
- 11 I002A
- 12 I003A
- 13 I004A
- 14 I006A
- 15 I008A



Design I1

Model 103S / Field painted shown

- 1 I100S
- 2 I101S
- 3 I102S
- 4 I103S
- 5 I104S
- 6 I106S
- 7 I108S
- 8 I109S
- 9 I100A
- 10 I101A
- 11 I102A
- 12 I103A
- 13 I104A
- 14 I106A
- 15 I108A



Infinity Classic 7800

Panel Design Options

Design I2

Model 206C / Standard white shown



- 1 I200S
- 2 I201S
- 3 I202S
- 4 I203S
- 5 I204S
- 6 I206S
- 7 I208S
- 8 I209S
- 9 I200A
- 10 I201A
- 11 I202A
- 12 I203A
- 13 I204A
- 14 I206A
- 15 I208A



Design I3

Model 308S / Standard white shown

- 1 I300S
- 2 I301S
- 3 I302S
- 4 I303S
- 5 I304S
- 6 I306S
- 7 I308S
- 8 I309S
- 9 I300A
- 10 I301A
- 11 I302A
- 12 I303A
- 13 I304A
- 14 I306A
- 15 I308A



Infinity Classic 7800

Panel Design Options

Design IA

Model A06S / Field painted shown



- 1 IA00S
- 2 IA01S
- 3 IA02S
- 4 IA03S
- 5 IA04S
- 6 IA06S
- 7 IA08S
- 8 IA09S
- 9 IA00A
- 10 IA01A
- 11 IA02A
- 12 IA03A
- 13 IA04A
- 14 IA06A
- 15 IA08A



Design IV

Model V06S / Standard white shown

- 1 IV00S
- 2 IV01S
- 3 IV02S
- 4 IV03S
- 5 IV04S
- 6 IV06S
- 7 IV08S
- 8 IV09S
- 9 IV00A
- 10 IV01A
- 11 IV02A
- 12 IV03A
- 13 IV04A
- 14 IV06A
- 15 IV08A



Infinity Classic 7800

Panel Design Options

Design IX

Model X08S / Standard white shown



- 1 IX00S
- 2 IX01S
- 3 IX02S
- 4 IX03S
- 5 IX04S
- 6 IX06S
- 7 IX08S
- 8 IX09S
- 9 IX00A
- 10 IX01A
- 11 IX02A
- 12 IX03A
- 13 IX04A
- 14 IX06A
- 15 IX08A




Basic Designs


Hörmann Infinity Classic Doors are available in one inch increments up to 20 ft. wide and 16 ft. high with a maximum door size of 320 sq. ft. For the most authentic replication of the original carriage house style, door heights up to 8 ft. are 3 sections. 32" is the maximum section height. Optional custom arches can be made to perfectly match your door opening or other custom header designs.



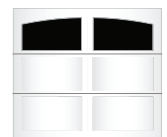
2-Panel
Up to 10'0" Wide



3-Panel
10'1" to 13'0" Wide




4-Panel
13'1" to 20'0" Wide



Single Car
15'0" Radius



Double Car / 15'0" Radius
2-Arches (Standard)



Double Car / 58'0" Radius
1-Arch (Optional)

Custom Designs

Our aluminum Infinity Classic garage doors can be created with your home or structure's architecture in mind. Custom designs can be created, including custom section heights and windows in both the intermediate and top sections.

The door at right has 4 sections. Each section was made a different height to achieve the desired proportions. The two upper sections contain customized 8-lite windows with the top window section having a custom arch. The lower sections contain v-groove panels. This 116C custom door has a Walnut wood grain powder coat process finish.

Scaled dimensioned drawings are available upon request for all custom and standard Infinity Classic designs.



Infinity Classic 7800


Color Options




Finish Options

CHOOSE YOUR BEST MATCH.


Panels are available in 5 standard wood grain powder coat finishes which look so realistic and natural that they are mistaken for real wood doors. The Infinity Classic is also available in white or black.




1




2



3




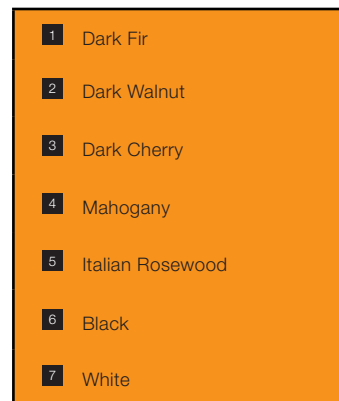
4



5



6



7


Colors shown as accurately as printing technology will allow.

Custom Hardware

Enhance the beauty of your door's interior with our optional powder or epoxy coated track and hardware*.



1



2

- 1 White
- 2 Black



Please consult your Hörmann representative for availability and lead time. Note that the coating method is dependent on your servicing location and their production capabilities.


Glass Options



- 1 Clear
- 2 Greylite
- 3 Obscure
- 4 Bronze
- 5 Mistlite
- 6 Satin Etch
- 7 Frosted Gluechip
- 8 White Laminated



HÖRMANN NORTH AMERICA



Sparta, TN - North American Headquarters / Sectional Doors

FIVE PRODUCTION PLANTS, ONE FAMILY



Puyallup, WA - Sectional Doors



Montgomery, IL - Sectional Doors

As one of the world's leading manufacturers of doors we're committed to providing the best quality, value, and selection. Whether residential, commercial or industrial, we have the door you're looking for. Each Hörmann product gives you the perfect array of benefits and options to satisfy your customers.



Barrie, ON (CAN) - High Performance Doors



Burgettstown, PA - High Performance Doors

Call toll free

Eastern & Central US: 877.654.6762
Western US: 800.522.2264
Canada: 833.743.2443

Contact

Email: info@hormann.us
Website: hormann.us

Follow us on social media



AVAILABLE FROM:



PN 27779869



We reserve the right to change specifications without notice. ©Hörmann (03/2024)